


Youth Embroiderers' News


Inside this issue:	
5th Annual EAC Winter Ornament Exchange	12
Correspondence Courses	3
Correspondence Courses Application Form	13
Cross Stitcher's Surprise Series—April, May, June	8
EAC Challenge—Celebrating Canada	12
Eleanor Thomas Youth Award	11
From the Editor	2
Is it time to renew?	7
Jig Saw Squares	2
Membership Renewal Form	13
Oh Goody!	7
Riddle Answers	3
Seminar 2017 Youth Exhibit	5
The Maple Leaf Forever	4
Try a New Stitch—Long Legged Cross Stitch	7
Word Search 1993 Answer	3
YEN Information	14

Spring 2017



JIG SAW SQUARES

The goal is to fit the puzzle pieces into the diagram to reveal a quotation. Fill in the diagram by placing the puzzle pieces horizontally into their corresponding sections. The 16 sections are identified by letter and number combinations. A black square represents the end of a word. The quote is from *Embroidered Samplers* by Dorothea Kay.



A-1	A-2	A-3	A-4
D	N	MAY	L
N	U	UTH	AR
T	Y	SEFU	MAI
EA	CH	TTLE	ADOR
TH	LE		LEAR
WH	YO		
LEAR	ICH		

B-1	B-2	B-3	B-4
D	DER	GRAC	E
N	IHP	HEAR	T
TO	TUE	ROVE	AN
TR	UTH	SHOW	IN
TEN			EVE
VIR			THY

C-1	C-2	C-3	C-4
V	E	E	F
RY	T	EA	CH
THA	EV	ERY	STU
DIED	FO	LLY	ELEE
EMAL	CAR	WITH	GRAC
	ICE		

D-1	D-2	D-3	D-4
E	C	A	A
E	D	AY	E
FA	H	THE	S
TH	AT	ROWN	TH
TTEN	IR		LL
	ON		

FROM THE EDITOR

I have had such a busy spring and summer that I was unable to catch up and that's why this newsletter is so late. However, the next two issues will be sent out before the end of 2017 so I can be back on track starting in 2018.

Your goodies this time are two pieces of Aida fabric and some embroidery floss. Try out the Long Legged Cross Stitch in the Learn a New Stitch on Page 7.

Try out Tangled Threads' pattern on Page 4 to help celebrate Canada's 150th Anniversary.

The Cross Stitchers' Surprise Series continues with the patterns for April, May and June. If you can't get all the specialty threads, try to use a thread close in colour.

- ✿ April—Spring Hare by Linda Stolz for Rainbow Gallery
- ✿ May—Bright Flower by Linda Stolz for Rainbow Gallery
- ✿ June—Strawberry by Linda Stolz for Rainbow Gallery

And... Don't forget to apply for the Eleanor Thomas Your Award. You could get up to \$300 to cover the cost of a book, take a correspondence course, attend an embroidery workshop or, if you're over 14 years old, attend Seminar. The deadline is October 31st, so don't hesitate to send in your application.

That's it for now, so enjoy and Happy Stitching!

Linda

Riddle Answers from the Last Issue

- Q. How do you know if there's a dinosaur in your refrigerator?
 A. Look for footprints in the pizza!
- Q. What can make an octopus laugh?
 A. Ten tickles! (tentacles)
- Q. Why did the banana go to the doctor?
 A. Because it was not peeling well!
- Q. Why do chickens lay eggs?
 A. Because if they drop them, they will break!
- Q. Say my name and I disappear. Who am I?
 A. Silence!
- Q. I'm black when you buy me, red when you are using me and white when you are through with me. Who am I?
 A. Charcoal!

Word Search 1993 Answer

C	L	O	T	H	E	M	P	Q	R	T	S	B	D	C
R	F	H	G	K	N	E	E	D	L	E	H	C	J	L
O	X	P	T	H	I	M	B	L	E	T	A	A	Y	N
S	Z	M	M	S	P	B	R	N	B	I	R	N	B	B
S	A	M	P	L	E	R	C	F	D	C	D	V	F	E
T	I	N	S	E	L	O	J	L	Z	K	A	A	R	L
I	R	N	D	F	S	I	L	K	T	I	N	S	E	L
T	T	H	R	E	A	D	D	N	Y	N	G	X	N	P
C	R	H	C	W	S	E	W	I	N	G	E	T	C	U
H	W	S	E	H	W	R	F	I	B	E	R	V	H	L
E	C	A	L	L	N	Y	E	W	C	Y	R	C	K	L
R	V	D	V	B	F	F	L	O	S	S	G	G	N	H
E	L	K	J	E	M	P	T	L	I	U	Q	N	O	Q
S	B	W	C	S	C	T	P	T	C	D	U	F	T	V
G	Q	A	H	Z	O	X	B	J	N	K	J	D	M	G
X	L	Y	W	N	R	L	K	M	Y	L	Z	N	F	H

Correspondence Courses

Ever thought about taking one of the Youth correspondence courses? They are made especially for Youth and are only \$5.00. That includes all the materials!

You can also see the pictures on the website at www.eac.ca, under the Youth Webpages!

See page 13 for the application form.



Hardanger Study One



Counted Thread

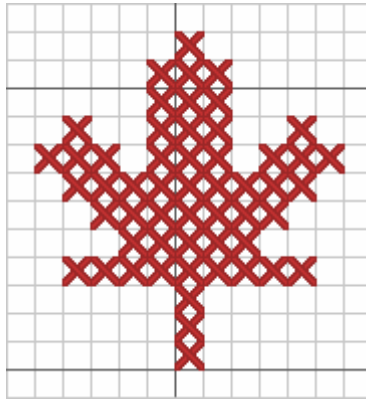
THE MAPLE LEAF FOREVER...

This year, celebrations across the country commemorate Canada's 150th Anniversary, so what better way than cross stitching a Canadian Maple Leaf on gingham.

Every cross represents a cross stitch in that square.

When stitching on gingham, pick the block colour you will start cross stitching in. Starting on different shade square in the gingham will change how your leaf will appear.

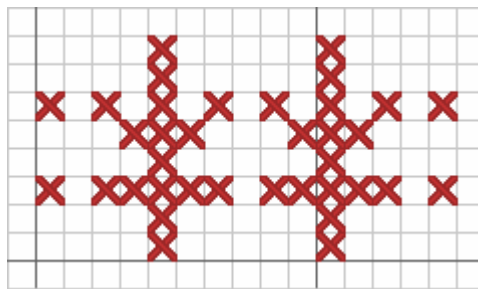
Remember all the bottom half cross stitches **MUST** go the same direction and all the top half cross stitches **MUST** go in the opposite direction.



TIPS: For an even stitching effect when stitching on gingham, make sure all your stitches come up or go down in the same corner hole as the previous row. The cross stitches touch at the corners.

Remember not to pull your stitches too tight but lay your thread on the fabric. Pulling tightly will leave a jumbled mess when you remove your hoop. Fabric and thread should be equal which requires a gentle touch and not a forceful pull.

The stylized Maple Leaf pattern below is a smaller version you might like to repeat along the edges of your work.



This pattern is provided by the Tangled Threads chapter in Nanaimo, BC for your stitching pleasure!

Many thanks to Tangled Threads for sharing this wonderful pattern with us. They tried out this pattern at a Community Stitch-In on June 17th.

I hope they send me some pictures of their projects for the newsletter.




SEMINAR 2017 YOUTH EXHIBIT

Congratulations to all who exhibited their work at Seminar 2017. All of the pieces were stunning and these picture don't do them justice!




Hannah—Amethyst



Emma—A Joyful Surprise



Justine—Footprints



Audrey
Colours of the Rainbow



Emmajane—Button Tote Bag



Ella—Stars



Elin—Monarch Butterfly
Zora—Butterfly Brooch



Grace
Beautiful Butterflies

SEMINAR 2017 YOUTH EXHIBIT, CONTINUED...



Rebekah—4 Seasons



Rebekah—Detail of 4 Seasons—Spring




Zora—A Rose



Elin—Church Stained Windows



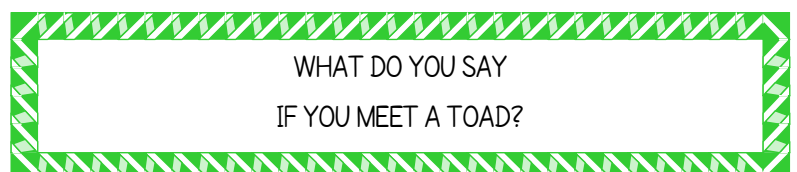
Sami—Stitching a Smryna



Grace—Rays of Sunshine



Elin—Hapsburg Lace Bookmark



OH GOODY!

2 pieces Aida fabric
Assortment of quarter skeins of embroidery floss



IS IT TIME TO RENEW?

If this is your last issue, a notice will be on the front page of your newsletter. Send in your renewal of \$15 to continue your membership.

You will continue to receive the Youth Embroiderers' News, goodies, access to affordable correspondence courses, EAC exhibitions, Eleanor Thomas Youth Award, Leonida Leatherdale Library, prizes, PLUS much more - so, please don't let your membership expire.

See page 13 for the renewal form, if you want to use it. Otherwise, just send in your cheque or use a credit card on the EAC secure site.

Don't drop your membership!

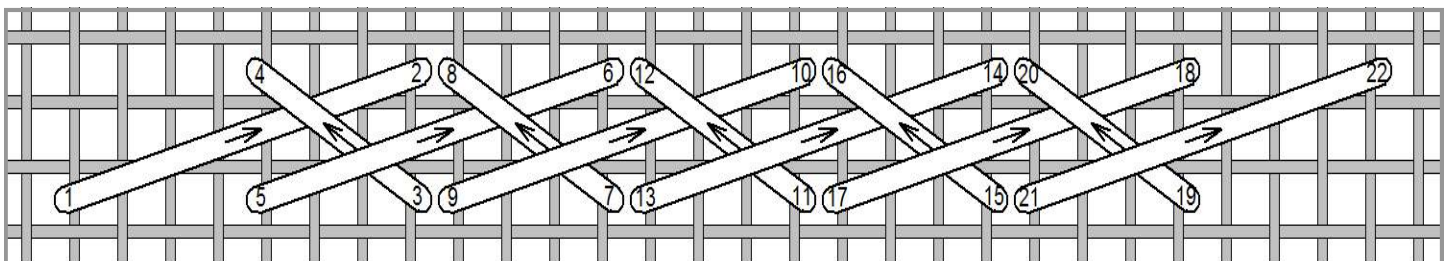


TRY A NEW STITCH...LONG LEGGED CROSS STITCH

This stitch is also known as the Long-armed Cross Stitch. This stitch is different from regular cross stitch in that it starts from the left and continues to the right. Also, one of the crossing stitches is worked over double the number of threads of the other stitch.

Bring needle and thread up at 1, count over 8 threads to the right and up two threads and go down at 2. Come up at 3, two threads down from 2, and go down at 4.

This is charted over 8 and 4 threads, but it can also be down over 6 and 3 or 4 and 2 threads. Try the different sizes to see how they look.

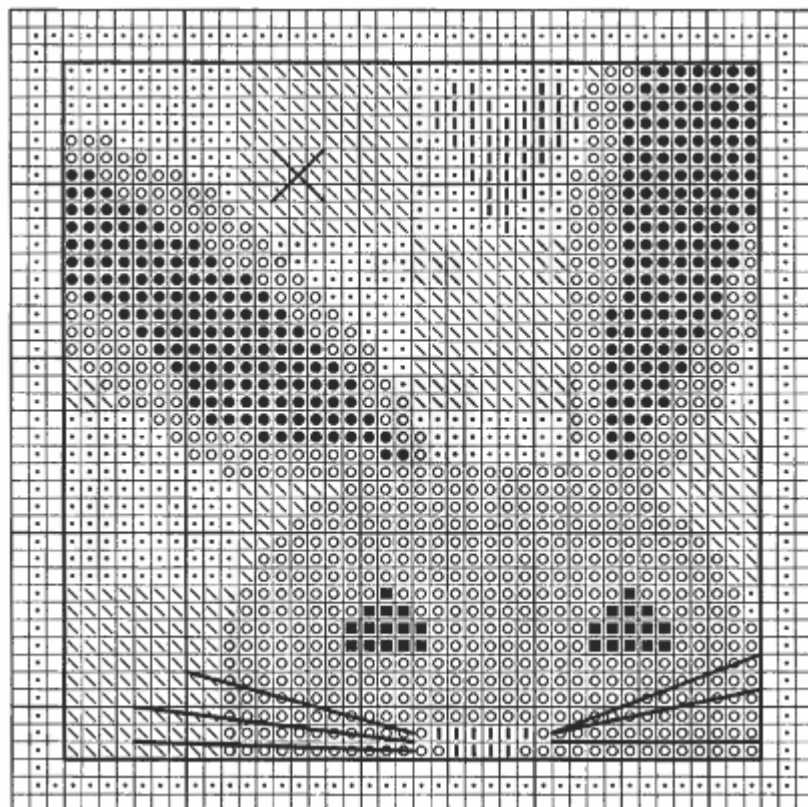


Diagrams and directions © by Linda Brenner. Licensed to Embroiderers' Association of Canada, Inc.

CROSS STITCHER'S SURPRISE SERIES

APRIL - SPRING HARE

Stitch Count: 44h x 44w—approximately 3" H x 3" W
 28 ct Old Lace Country French linen from Wichelt (#86-269)
 stitched over two or 14 ct Old Lace Country French Soft Touch
 Aida (#367-269).



If you don't want to use the Rainbow Gallery fibres, stitch these with regular embroidery floss or #8 perle coton. The colours are given so you have an idea what colours to use.

You can also use beads, metallic threads or choose whatever colours you want. Make these little pieces your own!

Rainbow Gallery Fibers - 1 card each

- AP50 Petite Alpaca Medium Cocoa – 1 strand
- D72 Designers Dream Pale Rose – 1 strand
- P47 Pebbly Perle® Dark Chocolate – 2 ply
- ▨ S932 Splendor® Lite Blue Violet – 2 ply
- ▨ H609 Hi-Lights Pale Pink – 1 strand
- S992 Splendor® Pale Sea Green #1 – 2 ply

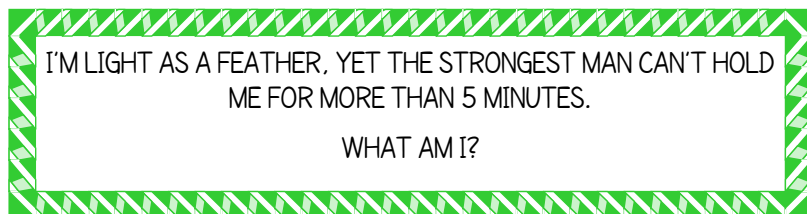
After completing all cross stitches, back stitch with 1 strand Pale Pink Hi-Lights around the edge of the main design area as indicated by the solid line on the chart. Also make long stitches of 1 strand Medium Cocoa Petite Alpaca for the whiskers. Attach the butterfly charm at the large 'X' to the left of the heart with some Lite Blue Violet Splendor®. (*charm #80177AS from By Jupiter!*)

Go to www.ericamichaels.com for

ERICA MICHAELS
DESIGNS FOR COUNTED CROSS STITCH
 more designs by Linda Stolz

Rainbow Gallery

© 2005 RAINBOW GALLERY Permission to photocopy for free distribution.



CROSS STITCHER'S SURPRISE SERIES, CONTINUED...

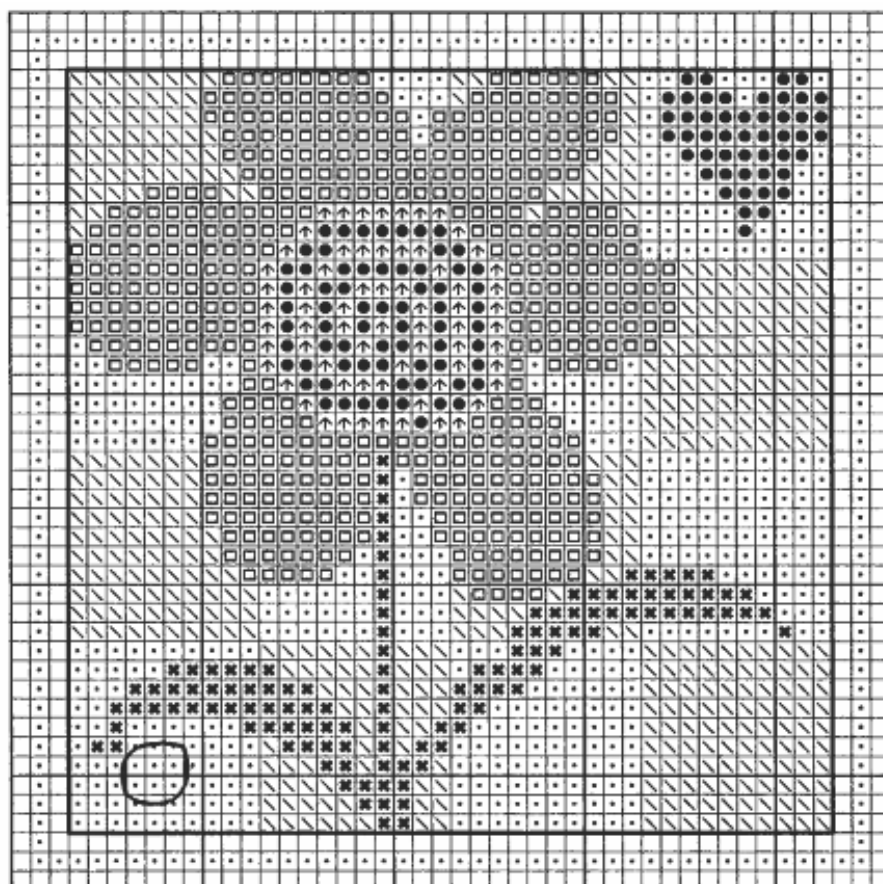
MAY - BRIGHT FLOWER

Stitch Count: 44H x 44W—approximately 3" H x 3" W
 28 ct. Old Lace French linen from Wichelt (#86-269)
 stitched over two or 14 ct Old Lace Country French Soft
 Touch Aida (#367-269).

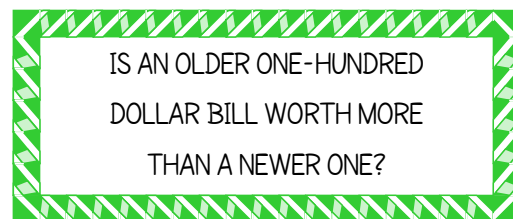


Rainbow Gallery Fibers – 1 card each

- † H623 Hi-Lights Yellow Pearl – 1 strand
- M806 Mandarin Floss Dark Dusty Rose – 2 ply
- ✱ P72 Pebbly Perle® Grass Green – 2 ply
- SK23 Sparkle! Braid Iris – 1 strand
- ∖ S800 Splendor® Cool White – 2 ply
- S801 Splendor® Black – 2 ply



After completing all cross stitches, backstitch with 2 ply Dark Dusty Rose Mandarin Floss around the edge of the main design area as indicated by the solid line on the chart. Attach the ladybug charm in the lower left, under the leaf, with black Splendor®. (Charm #12028BR from By Jupiter!)



Rainbow Gallery

© 2005 RAINBOW GALLERY Permission to photocopy for free distribution.

Go to www.ericamichaels.com for
ERICA MICHAELS
DESIGNS FOR COUNTED CROSS STITCH
 more designs by Linda Stolz

CROSS STITCHER'S SURPRISE SERIES, CONTINUED...

JUNE - STRAWBERRY

Stitch Count—44 H x 44 W—approximately 3" H x 3" W

28 ct Antique Gold Country French linen from Wichelt (#86-270) stitched over two or 14 ct Antique Gold Country Fench Soft Touch Aida (#367-270).

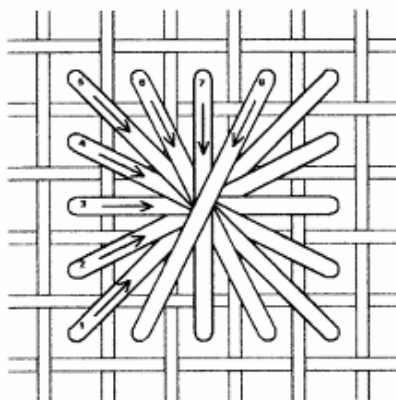


Rainbow Gallery Fibers - 1 card each

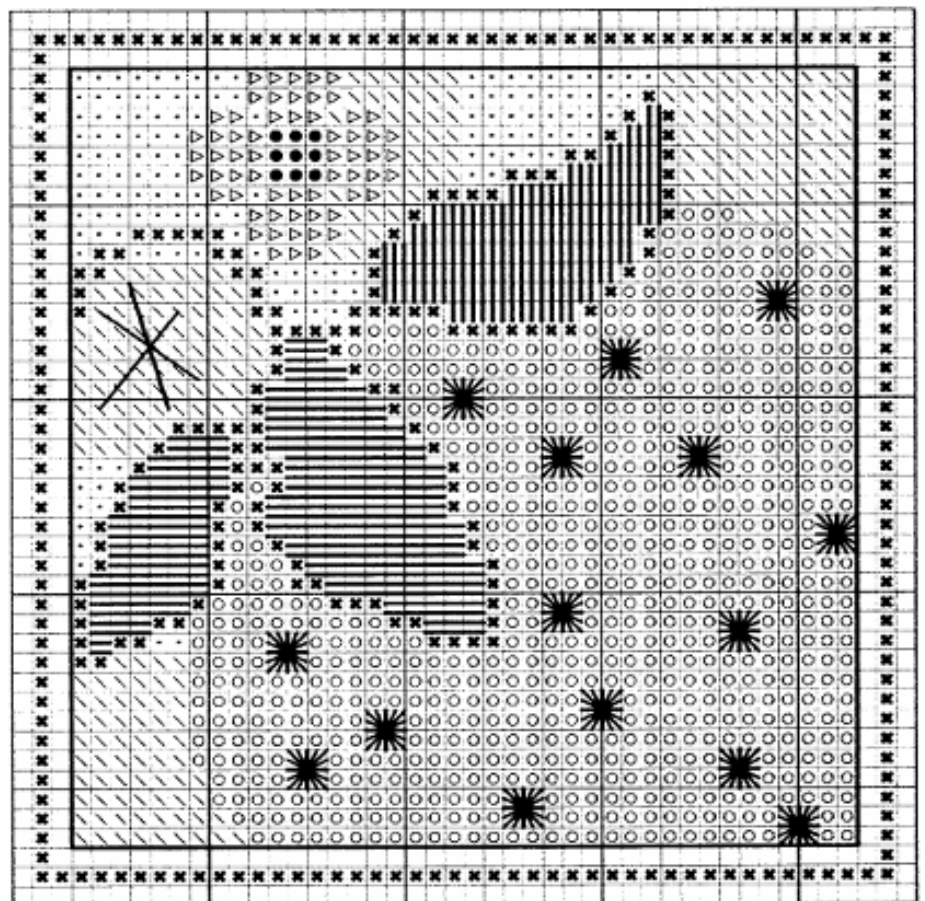
- ▷ E800 Elegance™ Cool White – 1 strand
- FZ23 Fuzzy Stuff Gold – 1 strand
- M809 Mandarin Floss Ruby Red – 2 ply
- ✕ RT38 Rainbow Tweed Olive – 1 ply
- S860 Splendor® Lite Sky Blue – 2 ply
- ∖ S861 Splendor® Wedgwood – 2 ply
- PB07 Treasure Braid Petite™ Red – 1 strand

After completing all cross stitches, backstitch with 1 ply Olive Rainbow Tweed around the edge of the main design area as indicated by the solid line on the chart. Use 1 strand Red Petite Treasure Braid to make Rhodes stitches over 4 threads within the strawberry. Use 1 ply Olive Rainbow Tweed to

satin stitch the insides of the leaves. If you are stitching on Aida and have trouble with these extra stitches, you may fill these areas with cross stitches instead. Attach the dragonfly charm with Wedgwood Splendor® just under the strawberry stem where indicated on the chart. (charm #12129BR from By Jupiter!)




Rhodes Stitch



Go to www.ericamichaels.com for
ERICA MICHAELS
DESIGNS FOR COUNTED CROSS STITCH
 more designs by Linda Stolz

© 2005 RAINBOW GALLERY Permission to photocopy for free distribution.

ELEANOR THOMAS YOUTH AWARD



The deadline for the Eleanor Thomas Youth Award (ETYA) is October 31st. To apply for the Award, you must be a member in good standing with EAC, aged 9-21 years (for the Seminar Sponsorship, aged 14-21 years) and be a Chapter or National member. You may request the Award for more than one category at a time and may receive the Award more than once. You may also apply for the Award as reimbursement of a completed category, with receipts. You are also required to abide by the requirements pertaining to the particular category.



Book Purchase—Youth members may request funds to purchase a book for their personal use and ownership. The basis for this purchase would be that the member wishes to use it for research for an embroidery project, as an aid for a course/class, or to assist with designing their own projects. The Youth member is required to write a book review with an overview of the book and include how it was used and how it benefited the member. The review will be published in *Youth Embroiderers' News* and/or *Embroidery Canada*.

Chapter Book Purchase—Books purchased for Chapter use with ETYA funds will remain in the Chapter library until such time that the Chapter disbands, when the book(s) become the property of EAC. The books may remain in the sponsoring Chapter library or sent to the Leonida Leatherdale Needle Arts Library at EAC expense.



Correspondence Courses - Youth members may request funds to cover the course fees only to take a Youth Embroiderers' Correspondence Course or an EAC Group Correspondence Course. A group can be one person. The Youth Chapter can also apply to take a correspondence course together. The Youth Chapter/Youth Member will submit the name(s), age(s) and Chapter name of all prospective students, the specific course requested and the amount of the course fees. Each Youth member is responsible for paying for all course materials and the postage to and from the counsellor for forwarding the required embroidery at the required times. ETYA funds are not to be used for this.

Workshop—The award funds may be used by a Youth Chapter/Youth Member to attend an EAC/Guild workshop. The application will include the name of the workshop, an outline of the class and the fee being requested. An explanation of how this workshop will benefit the Chapter/Youth Member is to be submitted on the application form.



Seminar Sponsorship—The award funds may be used by a Youth Embroiderer (between the ages of 14-21) to attend the annual national EAC Seminar. The money will be used to offset the cost of the course(s), kit(s) and accommodation fees.

Each application must be endorsed by the Chapter leader or parent of the Youth member who will act as a liaison between the counsellor and the applicant. Each Youth member agrees to complete the course within the required time. Download a copy of the application forms from the EAC website at www.eac.ca—Youth—Youth Resources—Eleanor Thomas Youth Award. The applications are all listed easily for downloading. I have sent the application forms and criteria to the Youth Leaders, so you can also ask them for a copy.



EAC CHALLENGE AND EXCHANGE



Information on where to send the entry forms and entries will be posted on the EAC website by September 1, 2017.

The information will be on the members' only section of the website so if you haven't already, sign up with your own personal username and password.

The 5th Annual EAC Winter Ornament Exchange

hosted by
Tulip Tree Needlearts, Chatham-Kent, Ontario.
Open to all EAC members.

Before Nov. 1, 2017 send your stitched ornament (limit two per member) and you'll receive the same number back in time for the holidays! It can be your own design or from a published pattern.

To take part, stitch a winter ornament. It can be multi-dimensional, beaded or flat as long as you plan ahead for postage requirements. Use an appropriate container for the size and shape of your ornament, e.g., padded envelope.

Once you've completed your ornament, here's what to do:

- Attach your name and contact information to your ornament and send it with a second appropriately sized stamped envelope (one envelope to send yours in, and another envelope for yours to go to its recipient). Check the postage carefully - be generous with the stamps on the second envelope (www.canadapost.ca). Remember it could go across 13 provinces and territories!
- Include a mailing/shipping label with your name and address - this will be affixed to the ornament coming to you.

Questions?

Phone Diane at 519-956-9632 or email: ridgetown@eac.ca
Before November 1, 2017, send your ornament, extra stamped envelope and shipping label to:

Winter Ornament Exchange
c/o Diane Mugford
13213 Dillon Drive
Tecumseh, ON N8N 3P2



MEMBERSHIP RENEWAL FORM

\$15 in Canada (\$20 international)

Make cheque out to "EAC" and send with this form to:

Linda Brenner
Youth Embroiderers' Appointee
Unit 3—7600 Gilbert Road
Richmond, BC V7C 3W2

EAC MEMBERSHIP EXPIRY DATES

If you would like to continue receiving the newsletter, goodies, access to affordable correspondence courses, EAC exhibitions, Eleanor Thomas Youth Award, prizes, PLUS much more—please don't let your membership expire.

Fees Received in:

June, July, August

September, October, November

December, January, February

March, April, May

Expiry Date:

August 1st

November 1st

February 1st

May 1st

Name _____

Address _____

Phone () _____

Birth date _____

(mm/dd/yyyy)

Chapter _____

YE Number _____

CORRESPONDENCE COURSES APPLICATION FORM

Date: _____

I wish to take a Youth Embroiderers' Correspondence Course (check box). See pictures on page 3, or visit the Youth Pages under www.eac.ca to see the descriptions.

SURFACE STITCHERY

RIBBON EMBROIDERY

COUNTED CROSS STITCH

HARDANGER STUDY ONE

Send this form and fee (\$5 for each course) by cheque or money order payable to EAC.

Mail to:

Linda Brenner
Youth Embroiderers' Appointee
Unit 3, 7600 Gilbert Road
Richmond, BC V7C 3W2

My Name _____

Membership # _____

Address _____

Phone () _____

I understand that I have **4 months** from the date of receipt of the course in which to complete it. I agree to complete the course to the best of my abil-

My Signature _____

Chapter Leader or
Parent's Signature _____




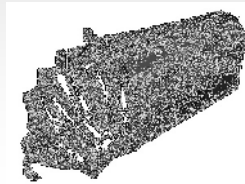
YOUTH EMBROIDERERS' NEWS
 is a publication of the
 Embroiderers' Association of Canada, Inc.
 2017



*Furthering the interest and
 developing skills in the Art of
 Embroidery among the youth of
 Canada*

Linda Brenner
 Youth Embroiderers
 Unit 3, 7600 Gilbert Road
 Richmond, BC V7C 3W2

When sending an email to me, be sure to put EAC or Youth Embroiderers in the subject line. Otherwise, I may not recognize the email address and could delete your email by mistake. You can send pictures as attachments to an email if you like or send them by regular mail and I will scan and return them to you.



I AM AN INSECT AND THE FIRST HALF OF MY NAME REVEALS ANOTHER INSECT.

SOME FAMOUS MUSICIANS HAD A NAME SIMILAR TO MINE.

WHAT AM I?

**VISIT THE EAC YOUTH WEBPAGES,
 GO TO WWW.EAC.CA; CLICK ON
 YOUTH AND YOUTH PAGES**



*Answer a riddle, Write a letter,
 Send a picture of your stitched embroidery,
 Solve a puzzle, Send an e-mail,
 Send a joke, Send a drawing,
 Send anything!*

I'll send you a goody! Try it! It works!!