


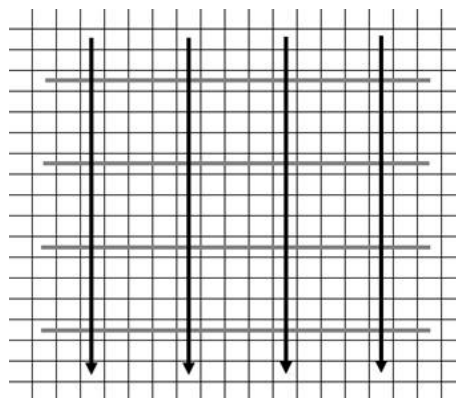
TRY A NEW STITCH

Torocko Stitch

Torocko Stitch is also known as Cross Couched Filling Stitch and Hungarian Cross Stitch. Torocko Stitch is a quickly worked filling stitch.



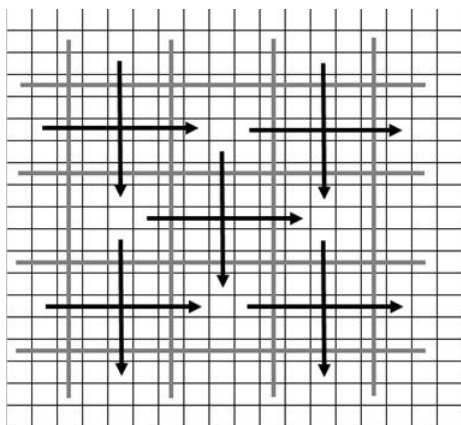
Step 1



Step 2

Steps 1 and 2

First, a foundation grid of evenly spaced long stitches is worked to cover the whole shape.



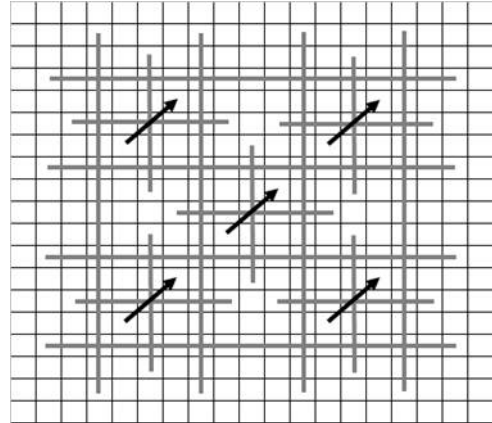
Step 3

Step 3

The grid made in Steps 1 and 2 is then over stitched with diagonal rows of upright crosses.

Step 4

A short diagonal stitch is working from bottom left to top right over the upright crosses to finish.



Step 4

Step 5

The cross can be worked in a second colour with a third colour used for the anchoring diagonal stitches.

Torocko Stitch is most successful if worked on a closely woven ground fabric stretched in a hoop or on a frame or stretcher bars during stitching

