

Youth Embroiderers' News

Winter-Spring 2019

Inside this issue:	
Correspondence Courses	3
Correspondence Courses Application Form	13
From the Editor	2
Is it time to renew?	7
Learn a New Stitch—	7
Membership Renewal	13
Oh Goody!	7
Riddle Answers	3
YEN Information	14



We love stitches word search

From the Editor

That's it until the next time.
Keep stitching...

Linda

Riddle Answers from the Last

- Q. What is a frog's favourite year?
A. *Leap year!*
- Q. What has a single eye but cannot see?
A. *A needle!*
- Q. What is a frog's favourite cold drink?
A. *Croak-a-cola!*
- Q. What is a frog's favourite hot drink?
A. *Hot croak-o*
- Q. Why do frogs like st. Patrick's day?
A. *Because they're already wearing green!*
- Q. How does a frog feel when he has a broken leg?
A. *unhoppy!*
- Q. What do you get when you cross a frog and a popsicle?
A. *a hopsicle!*


We love Stitches Word Search

Correspondence Courses

Ever thought about taking one of the Youth correspondence courses? They are made especially for Youth and are only \$5.00. That includes all the materials!

You can also see the pictures on the website at www.eac.ca, under the Youth Webpages!

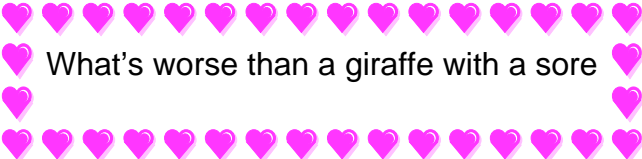
See page 13 for the application form.



Chapter news


 What's the world's weakest animal? 


Little Miss Muffet



2020 eac board challenge

seaside **2020
EAC Board
Challenge**

- stitch a piece of needlework that evokes seaside for you
- include a statement that explains how your needlework is inspired by the seaside theme (max. 250 words)
- need not be an original design
- any size, any technique, any ground fabric
- designer & stitcher's name attached to back
- \$5 entry fee per piece
- entry deadline: April 1, 2020



Travel photo created by bedneyimages - www.freepik.com



Is it time to renew?

If this is your last issue, a notice will be on the front page of your newsletter. Send in your renewal of \$15 to continue your membership.

You will continue to receive the Youth Embroiderers' News, goodies, access to affordable correspondence courses, EAC exhibitions, Eleanor Thomas Youth Award, Leonida Leatherdale Library, prizes, PLUS much more - so, please don't let your membership expire.

See page 13 for the renewal form, if you want to use it. Otherwise, just send in your cheque to the Youth Appointee (address on the last page of this newsletter) or use a credit card on the EAC secure site.



Don't drop your membership!

learn a New Stitch...

Stitching fairy



Designed by Linda Brenner

Materials:

14 1/2 inches x 14 1/2 inches Aida 14 count fabric, colour of your choice. The fabric can be painted or dyed to create a mottled effect

2 skeins DMC embroidery floss. Colour 310 (Black)

#22 Tapestry Needle

Instructions:

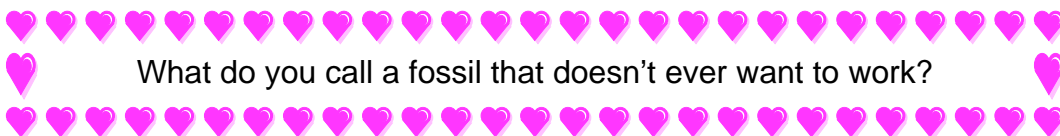
Overcast edges of Aida to keep it from unravelling. Fold the fabric in half horizontally and baste the center line. Fold the fabric in half vertically and baste the center line.

The black dot on the graph on the next page marks the middle of the design. Find the middle of your fabric (where the two basting lines cross each other), count over 4 squares to the left and make your first cross stitch in this 4th square. All cross stitches use 2 strands of floss.

Follow the graph until all cross stitches are completed. Using 2 strands of floss, add in the straight stitch as marked on the graph.

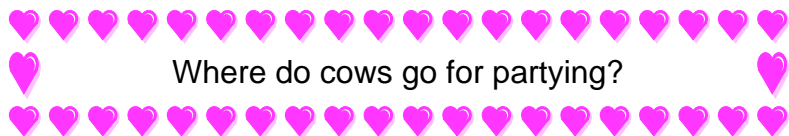
If necessary, wash your embroidery in mild soap and lukewarm water. Rinse and lay flat to dry on a fluffy towel. When embroidery is still slightly damp, iron the embroidery until it is completely dry. Let it sit a couple of hours before framing, attaching as a pocket to a tote bag, or attaching to a piece of clothing.

I'm sorry I don't have a sample to photograph and show you. I got this idea and decided to chart it out and give it to you in my last newsletter.



What do you call a fossil that doesn't ever want to work?

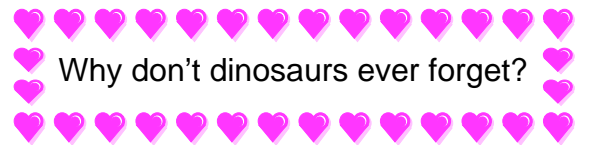
Stitching fairy, continued...



Where do cows go for partying?

Klosters galore biscornu

Klosters galore biscornu, continued...



Where stitchers meet

Membership Renewal Form

\$15 in Canada (\$20 international)

Make cheque out to "EAC" and send with this form to:

Linda Brenner
Youth Embroiderers' Appointee
Unit 3—7600 Gilbert Road
Richmond, BC V7C 3W2

EAC MEMBERSHIP EXPIRY DATES

If you would like to continue receiving the newsletter, goodies, access to affordable correspondence courses, EAC exhibitions, Eleanor Thomas Youth Award, prizes, PLUS much more—please don't let your membership expire.

Fees Received in:	Expiry Date:
June, July, August	August 1 st
September, October, November	November 1 st
December, January, February	February 1 st
March, April, May	May 1 st

Name _____

Address _____

Phone () _____

Birth date _____

(mm/dd/yyyy)

Chapter _____

YE
Number _____

Correspondence Courses Application Form

Date: _____

I wish to take a Youth Embroiderers' Correspondence Course (check box). See pictures on page 3, or visit the Youth Pages under www.eac.ca to see the descriptions.

SURFACE STITCHERY

RIBBON EMBROIDERY

COUNTED CROSS STITCH

HARDANGER STUDY ONE

Send this form and fee (\$5 for each course) by cheque or money order payable to EAC.

Mail to:

Linda Brenner
Youth Embroiderers' Appointee
Unit 3, 7600 Gilbert Road
Richmond, BC V7C 3W2

My Name _____

Membership # _____

Address _____

Phone () _____

I understand that I have 4 months from the date of receipt of the course in which to complete it. I agree to complete the course to the best of my abil-

My Signature _____

Chapter Leader
or Parent's
Signature _____



YOUTH EMBROIDERERS' NEWS
 is a publication of the
 Embroiderers' Association of Canada, Inc.
 2019

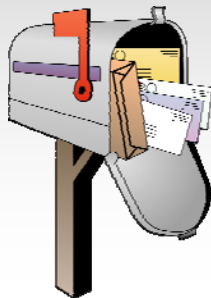


*Furthering the interest and
 developing skills in the Art of
 Embroidery among the youth of
 Canada*

Linda Brenner
 Youth Embroiderers
 Unit 3, 7600 Gilbert Road
 Richmond, BC V7C 3W2

Email: youth@eac.ca

When sending an email to me, be sure to put EAC or Youth Embroiderers in the subject line. Otherwise, I may not recognize the email address and could delete your email by mistake. You can send pictures as attachments to an email if you like or send them by regular mail and I will scan and return them to you.



What is a frog's favourite exercise?

*Visit the EAC Youth webpages,
 Go to www.eac.ca; click on
 Youth and Youth Pages*



*Answer a riddle, Write a letter,
 Send a picture of your stitched embroidery,
 Solve a puzzle, Send an e-mail,
 Send a joke, Send a drawing,
 Send anything!*

I'll send you a goody! Try it! It works!!