

# PLAYFUL ALPHABET

By Heartfelt Designs



## Materials:

4 different colours of variegated thread.  
14 count Aida cloth – 18" x 8" **or** 18 count Aida Cloth – 17" x 7".

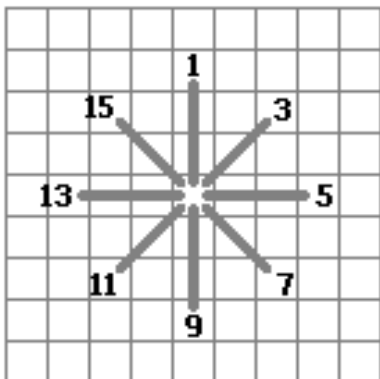
## Notes:

- ♥ Each line of the graph equals one thread of the fabric.
- ♥ Design size is 187 stitches wide by 37 stitches high.
- ♥ Use two strands of thread throughout.
- ♥ The pattern is on the next page. The centre is marked with arrows.

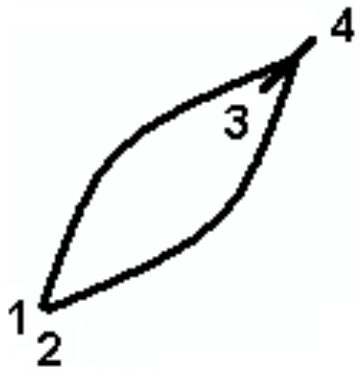
## Instructions:

Cross stitch the border and alphabet (chart on last page). Note that there is no colour key, and all the cross stitch symbols are the same. That is so you can pick and choose what colours to use where!

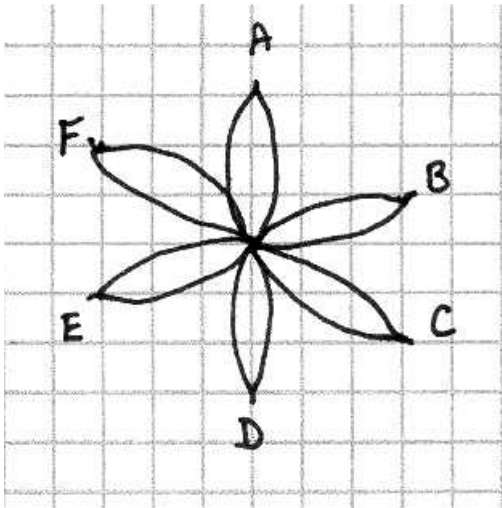
Following the diagrams, stitch the eyelets and lazy daisy flowers.



**Eyelet:** Bring your needle up in the *odd* numbers and down in the centre.



**One Chain Stitch**



**Lazy Daisy Flower:** Bring your needle up in the centre and make your chain stitches.

